

Scaled data based on original data using
LM-79-08 Approved Method: Electrical and Photometric Measurements of Solid-
State Lighting Products

Test Report Prepared for
Cooper Lighting Solutions
(formerly Eaton)

Brand: INVUE

Report Number: P141744

Luminaire Tested: **EMM-F01-LED-E1-T2-7030**

Issue Date: 03/03/2020

Test Information

Test Method: LM-79-08
Report Number: P141744
REPORT IS SCALED FROM IESNA LM-79-08 TEST DATA (P33682)
Test Lab: INNOVATION CENTER-P3
Issue Date: 03/03/2020
Manufacturer: COOPER LIGHTING SOLUTIONS (FORMERLY EATON)
Product Line: INVUE
Catalog Number: EMM-F01-LED-E1-T2-7030
Description: EPIC MODERN MEDIUM DECORATIVE LED LUMINAIRE
(1) LIGHTBARS WITH AccuLED OPTICS - TYPE 2
Light Source: (7) 3000K CCT, 70 CRI LEDs
Ballast/Driver: -

Summary

Lumens per Lamp: N/A
Luminaire Lumens: 2222.8 lumens
Efficiency: N/A
Efficacy: 85.8 lumens/watt
Luminous Opening: Rectangular (W 0.17' x L: 1' x H: 0')
IES Classification: Type II - Short - Semi-Cutoff
BUG Rating: B1 - U0 - G1

Input Watts (W): 25.9
Input Voltage (V): NR
Input Current (Ain): NR
Voltage Rise (V): NR
Power Factor: NR
Total Harmonic Distortion (THDi): NR
Frequency (hertz): 60
Stabilization Time: NR
Operation Time: NR
Ambient Temperature (°C): NR
Test Distance: 25 FT

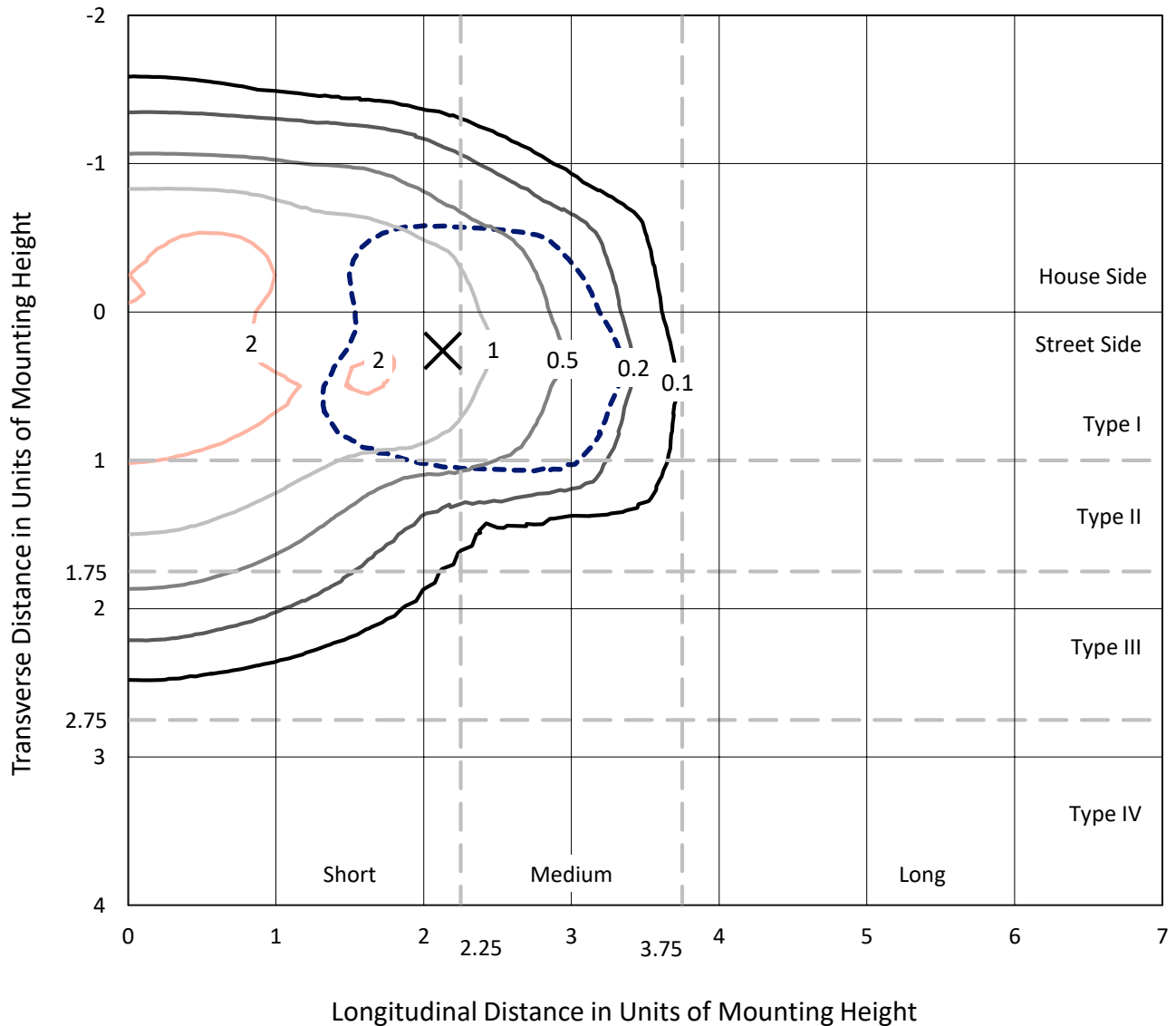


REPORT NUMBER: P141744

CATALOG NUMBER: EMM-F01-LED-E1-T2-7030

Iso-Footcandle Lines of Horizontal Illumination

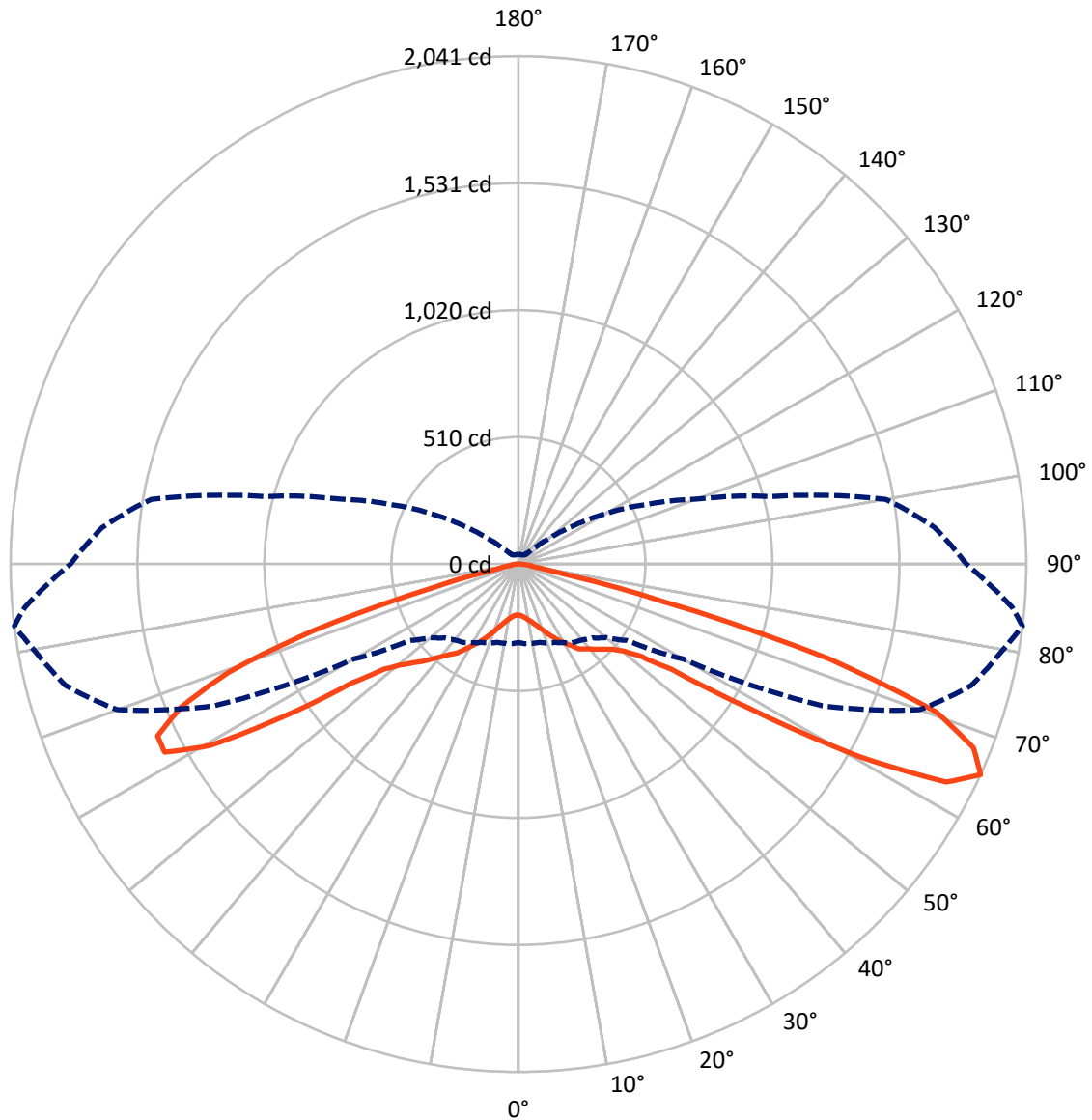
× Max cd
 - - - 1/2 Max cd



Based on 10 foot mounting height. Maximum calculated value = 2.6 fc
 Type II - Short - Semi-Cutoff

REPORT NUMBER: P141744
CATALOG NUMBER: EMM-F01-LED-E1-T2-7030

Luminous Intensity Polar Plot



— Vertical Plane Through 83-Deg Lateral - - - Horizontal Cone Through 65-Deg Vertical

REPORT NUMBER: P141744

CATALOG NUMBER: EMM-F01-LED-E1-T2-7030

FLUX DISTRIBUTION:

		Downward	Upward	Total
House Side	Lumens	824.5	0.0	824.5
	% Fixture	37.1	0.0	37.1
Street Side	Lumens	1398.3	0.0	1398.3
	% Fixture	62.9	0.0	62.9
Total	Lumens	2222.8	0.0	2222.8
	% Fixture	100.0	0.0	100.0

Coefficient of Utilization

ZONAL LUMENS:

Zone	Lumens	% Fixture
0°-10°	20.7	0.9
10°-20°	72.6	3.3
20°-30°	143.3	6.4
30°-40°	246.7	11.1
40°-50°	372.2	16.7
50°-60°	517.9	23.3
60°-70°	597.8	26.9
70°-80°	217.2	9.8
80°-90°	34.5	1.6
90°-100°	0.0	0.0
100°-110°	0.0	0.0
110°-120°	0.0	0.0
120°-130°	0.0	0.0
130°-140°	0.0	0.0
140°-150°	0.0	0.0
150°-160°	0.0	0.0
160°-170°	0.0	0.0
170°-180°	0.0	0.0
0°-90°	2222.8	100.0
0°-180°	2222.8	100.0



REPORT NUMBER: P141744

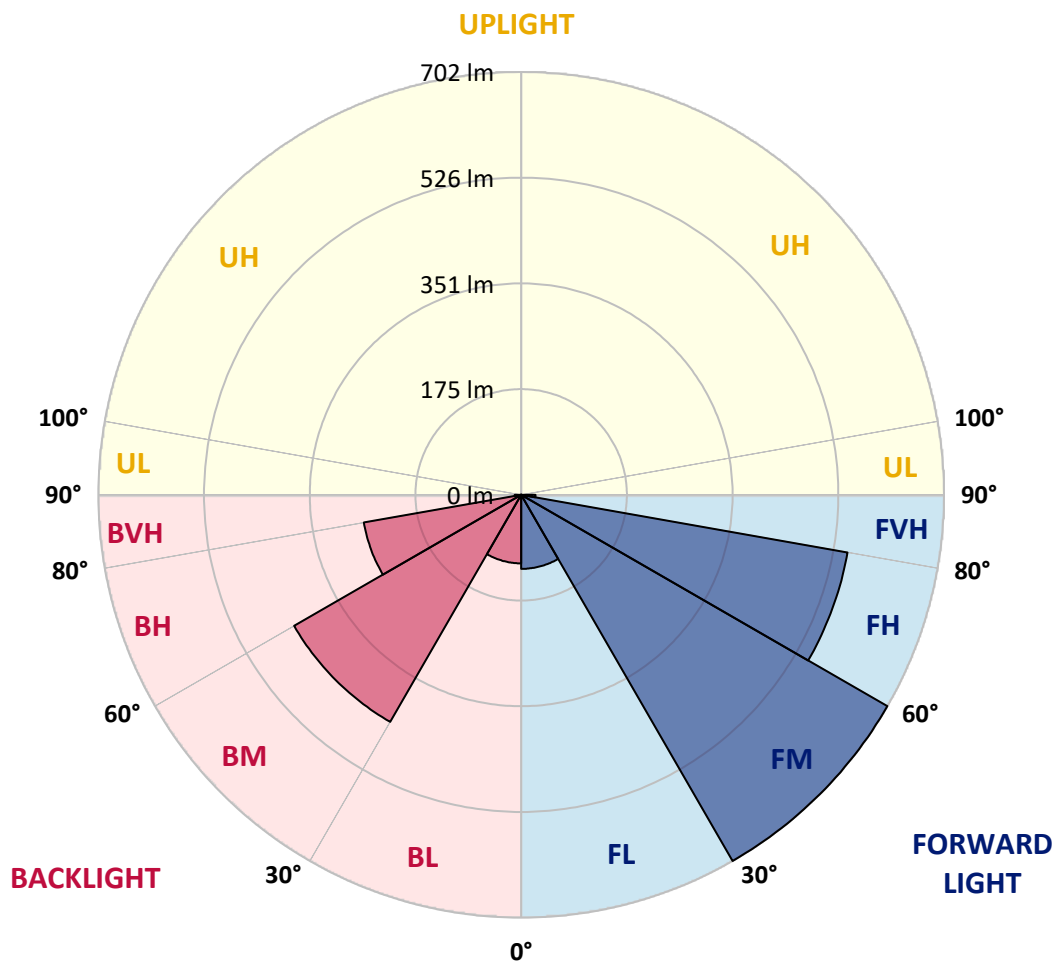
CATALOG NUMBER: EMM-F01-LED-E1-T2-7030

LUMINAIRE CLASSIFICATION SYSTEM LUMEN TABLE AND BUG RATING:

Zone		Lumens	% Fixture	Zone Rating/Lumen Limit		
				B	U	G
FL	(0°-30°)	122.9	5.5			
FM	(30°-60°)	701.7	31.6			
FH	(60°-80°)	549.9	24.7			G0/660
FVH	(80°-90°)	23.8	1.1			G1/100
BL	(0°-30°)	113.7	5.1	B1/500		
BM	(30°-60°)	435.0	19.6	B1/1000		
BH	(60°-80°)	265.1	11.9	B1/500		G1/500
BVH	(80°-90°)	10.7	0.5			G1/100
UL	(90°-100°)	0.0	0.0		U0/0	
UH	(100°-180°)	0.0	0.0		U0/0	

BUG Rating: B1-U0-G1

Type II Short





REPORT NUMBER: P141744

CATALOG NUMBER: EMM-F01-LED-E1-T2-7030

CANDELA DISTRIBUTION (FULL):

	0°	5°	10°	15°	20°	25°	30°	35°	40°	45°	50°
0°	205.8	205.8	205.8	205.8	205.8	205.8	205.8	205.8	205.8	205.8	205.8
2.5°	215.9	216.4	215.9	215.9	215.6	215.4	215.4	215.1	214.6	214.1	213.9
5°	227.7	228.0	227.2	227.2	227.5	227.2	226.4	226.7	224.7	223.9	223.4
7.5°	240.8	241.5	240.5	240.0	239.8	239.3	238.5	237.3	235.7	234.5	233.7
10°	255.6	256.4	255.9	254.8	253.3	252.6	251.8	249.8	248.1	246.1	244.5
12.5°	273.2	273.4	272.9	270.9	269.9	267.7	265.2	262.9	260.4	257.4	254.8
15°	290.5	290.8	290.0	288.0	286.8	284.0	280.5	277.5	273.2	269.7	266.4
17.5°	303.9	304.4	302.9	301.3	299.6	296.1	292.8	289.3	284.8	281.0	277.7
20°	308.4	309.1	308.1	307.4	306.4	304.6	301.3	298.3	294.3	291.5	289.0
22.5°	306.4	307.1	306.6	306.6	306.6	306.4	304.9	304.1	301.6	300.3	299.8
25°	303.4	304.1	303.6	304.1	305.1	306.4	306.4	307.9	307.6	309.6	310.9
27.5°	311.1	311.7	310.4	310.4	311.4	313.4	312.9	315.9	316.4	320.4	324.2
30°	338.3	338.3	336.3	334.3	335.0	334.5	334.0	336.0	336.0	339.8	341.6
32.5°	378.8	376.0	375.7	375.5	373.7	375.0	371.0	371.2	369.5	370.0	369.2
35°	423.2	423.0	422.0	421.5	420.7	424.5	421.5	424.0	417.7	415.5	411.2
37.5°	462.2	463.2	464.0	467.7	469.5	477.0	478.8	480.0	473.5	473.8	464.2
40°	501.4	502.7	505.4	512.2	517.2	524.3	527.5	532.8	533.3	534.3	527.3
42.5°	544.1	542.1	545.9	554.4	560.7	567.8	572.0	581.8	587.4	590.1	591.1
45°	578.6	576.3	578.1	583.1	588.9	597.9	607.2	621.8	633.6	646.4	653.5
47.5°	596.4	596.9	598.2	601.2	605.2	614.0	627.1	645.7	664.8	685.4	703.7
50°	602.2	602.4	604.2	607.2	611.0	620.3	633.9	655.0	678.1	707.0	735.1
52.5°	603.9	602.9	604.7	606.2	608.7	616.5	629.3	651.5	677.6	712.5	754.2
55°	597.4	596.2	599.2	601.2	603.2	609.5	619.3	639.6	666.8	706.5	761.0
57.5°	572.3	572.5	576.8	582.1	587.4	595.9	608.7	628.1	655.0	694.2	755.3
60°	529.8	529.1	534.3	540.9	549.9	563.5	579.3	598.9	621.3	654.0	714.0
62.5°	452.6	455.7	457.4	467.2	467.7	487.1	497.4	517.0	536.1	561.2	615.3
65°	315.2	321.7	323.5	326.0	337.8	347.8	364.4	385.0	397.6	419.7	459.9
67.5°	196.3	201.1	201.3	207.9	218.2	229.7	242.5	263.4	282.5	286.0	306.1
70°	162.9	163.1	166.6	171.4	179.5	191.3	203.8	218.4	235.7	246.8	244.8
72.5°	135.0	136.5	139.0	143.8	152.6	163.1	179.2	197.8	219.4	241.5	261.1
75°	90.5	93.0	93.7	96.0	100.3	109.8	121.9	139.5	167.4	200.3	242.0
77.5°	48.0	48.5	50.3	52.0	54.3	60.1	67.9	76.9	95.3	123.7	172.7
80°	24.4	25.4	26.6	27.9	27.6	29.2	31.4	35.4	41.7	54.3	78.2
82.5°	8.8	11.3	14.8	16.6	16.6	17.1	17.8	18.6	18.1	20.1	25.1
85°	4.0	4.5	5.8	9.0	9.3	9.3	9.3	9.8	9.3	8.3	9.8
87.5°	0.0	0.8	0.8	2.3	2.5	2.3	2.5	3.3	2.5	2.0	1.8
90°	0.0	0.0	0.0	0.0	0.0	0.0	0.0	0.0	0.0	0.0	0.0



REPORT NUMBER: P141744

CATALOG NUMBER: EMM-F01-LED-E1-T2-7030

CANDELA DISTRIBUTION (continued):

	55°	60°	65°	70°	75°	80°	83°	85°	90°	95°	100°
0°	205.8	205.8	205.8	205.8	205.8	205.8	205.8	205.8	205.8	205.8	205.8
2.5°	212.6	212.1	210.9	210.4	208.9	207.9	207.3	206.8	206.1	205.1	204.3
5°	221.9	220.4	218.7	217.7	215.6	213.6	212.9	211.9	210.1	208.6	206.8
7.5°	231.7	230.0	228.0	225.7	223.7	221.4	220.4	219.4	216.9	214.9	212.4
10°	242.3	239.8	237.5	235.5	233.7	231.2	229.5	228.7	226.4	223.4	220.9
12.5°	252.3	249.6	247.3	244.8	243.0	241.0	239.3	238.5	236.8	234.0	232.0
15°	262.9	260.1	257.6	255.9	253.8	252.6	251.6	250.3	249.6	247.3	246.3
17.5°	274.2	271.7	269.4	267.9	267.2	266.9	266.7	266.2	265.4	263.9	263.1
20°	287.0	284.8	284.0	283.8	284.0	284.3	284.8	284.8	285.0	284.0	283.8
22.5°	299.3	299.3	300.6	302.1	303.6	304.6	305.4	304.4	304.6	306.1	307.4
25°	312.9	315.2	318.4	320.9	323.2	325.0	326.0	326.5	327.0	329.2	331.5
27.5°	327.5	331.0	335.8	339.0	343.3	346.1	348.1	347.8	348.6	351.6	355.6
30°	345.6	349.1	354.1	358.6	364.4	368.5	369.2	368.7	369.7	372.5	380.5
32.5°	371.0	371.7	375.0	379.5	385.8	389.8	390.6	391.8	394.1	399.1	408.9
35°	406.7	403.4	403.1	405.1	411.2	419.0	419.7	420.5	421.5	428.0	441.1
37.5°	454.9	441.6	433.5	427.3	428.0	430.8	432.3	432.8	435.3	445.4	467.5
40°	515.5	490.6	472.8	454.9	448.4	448.9	449.4	448.9	453.9	469.5	498.4
42.5°	581.8	560.0	528.8	491.9	473.3	467.2	468.0	468.5	476.3	498.9	531.1
45°	652.2	638.1	601.9	544.1	504.2	488.8	488.3	489.3	502.2	534.1	568.0
47.5°	714.0	717.6	690.9	623.0	554.4	515.5	512.2	514.0	534.8	569.0	603.4
50°	763.0	786.2	784.2	730.4	635.9	561.5	549.9	552.4	577.1	612.5	643.4
52.5°	800.0	847.0	877.1	855.8	773.6	644.9	615.0	610.7	641.6	679.1	698.2
55°	824.6	900.8	979.9	1016.9	983.5	825.1	747.0	737.7	771.1	818.8	827.1
57.5°	841.0	966.1	1136.5	1279.3	1324.8	1189.0	1091.0	1052.1	1076.5	1127.0	1116.2
60°	813.8	992.0	1325.5	1581.4	1710.8	1677.1	1568.1	1509.2	1463.8	1460.0	1399.9
62.5°	709.8	930.4	1402.2	1725.1	1907.1	1949.1	1929.7	1860.1	1734.2	1664.3	1528.6
65°	535.3	762.3	1347.6	1714.1	1884.7	1977.7	2040.8	1990.8	1799.8	1678.9	1498.4
67.5°	342.1	492.1	1120.9	1581.1	1741.5	1846.0	1972.2	1949.3	1705.3	1551.0	1354.7
70°	249.8	272.7	760.5	1338.3	1514.8	1606.8	1780.2	1770.1	1495.4	1322.0	1127.5
72.5°	287.8	203.3	417.0	999.8	1136.3	1208.7	1307.9	1283.5	1044.8	924.4	786.7
75°	324.5	227.5	235.0	593.1	634.9	584.1	597.7	519.0	404.9	358.9	353.6
77.5°	273.2	285.3	213.1	254.8	234.7	169.1	126.7	99.3	77.7	83.4	92.7
80°	158.8	320.7	282.0	132.7	148.8	118.4	52.8	43.7	36.2	36.7	37.2
82.5°	49.0	200.3	396.9	162.1	147.3	166.9	48.5	29.7	23.9	26.9	30.4
85°	16.3	83.9	318.2	170.2	95.3	89.0	21.4	14.6	12.1	16.8	23.9
87.5°	4.0	20.4	59.1	22.4	14.1	8.5	7.3	5.3	5.8	10.6	14.8
90°	0.0	0.0	0.0	0.0	0.0	0.0	0.0	0.0	0.0	0.0	0.0



REPORT NUMBER: P141744

CATALOG NUMBER: EMM-F01-LED-E1-T2-7030

CANDELA DISTRIBUTION (continued):

	105°	110°	115°	120°	125°	130°	135°	140°	145°	150°	155°
0°	205.8	205.8	205.8	205.8	205.8	205.8	205.8	205.8	205.8	205.8	205.8
2.5°	203.8	203.1	202.3	201.8	201.1	201.1	200.3	200.3	199.3	198.8	198.8
5°	205.3	203.8	202.6	201.3	200.1	199.6	198.6	198.0	197.0	196.3	195.8
7.5°	210.4	208.4	206.8	205.3	203.8	203.1	202.1	201.1	200.8	200.3	199.8
10°	218.9	216.1	214.9	213.9	211.9	211.4	210.4	209.6	208.9	208.1	208.4
12.5°	230.0	228.0	227.5	225.4	224.9	224.2	222.7	222.2	220.2	218.7	217.9
15°	244.0	243.3	243.3	242.3	240.8	239.5	237.3	236.0	232.5	230.2	227.7
17.5°	262.6	261.9	262.1	261.1	259.4	257.1	254.6	250.8	245.6	241.5	236.5
20°	284.3	284.0	284.5	283.8	281.5	278.5	272.4	266.9	259.6	252.3	246.8
22.5°	308.4	309.6	310.1	308.1	305.6	299.3	292.8	284.8	275.0	265.4	257.6
25°	334.0	337.0	338.8	336.0	333.0	325.0	315.2	304.4	290.5	279.0	268.7
27.5°	359.2	365.4	367.9	366.4	361.7	350.4	337.3	323.0	306.1	290.8	277.5
30°	389.1	397.4	401.9	399.6	390.3	375.5	359.7	340.3	318.9	300.6	284.5
32.5°	420.5	430.8	434.0	429.3	415.7	397.1	376.5	352.9	328.7	307.6	289.5
35°	455.4	465.0	465.7	456.4	438.6	414.9	389.3	360.9	333.3	309.6	289.8
37.5°	485.8	495.4	494.6	480.8	459.2	429.8	397.1	362.7	330.5	303.6	282.0
40°	517.7	528.3	522.5	504.7	476.8	439.3	398.1	356.6	319.9	290.5	266.9
42.5°	551.4	555.9	545.6	523.3	487.3	439.1	389.6	342.3	303.4	270.7	245.8
45°	582.3	578.8	564.0	534.1	486.6	428.3	372.7	324.5	281.2	248.6	224.2
47.5°	610.0	598.9	576.1	534.1	474.8	409.2	351.1	301.3	258.4	225.4	201.3
50°	639.9	616.8	581.1	524.8	453.4	386.0	328.2	278.2	234.0	200.3	173.9
52.5°	679.6	638.1	581.1	507.9	431.3	362.7	304.1	251.3	205.6	170.4	144.3
55°	772.6	682.9	591.1	498.6	411.7	338.0	275.5	216.6	172.2	138.5	116.9
57.5°	955.3	780.9	641.6	515.7	404.4	311.4	238.5	178.2	136.0	107.8	89.7
60°	1107.4	860.1	682.6	528.8	392.6	277.0	193.3	136.5	101.0	79.7	67.9
62.5°	1146.6	861.1	665.8	494.9	344.8	225.4	142.5	94.0	69.4	57.8	51.5
65°	1048.6	761.5	566.2	403.6	262.6	156.6	89.2	57.1	46.2	42.2	39.7
67.5°	881.4	606.7	419.7	281.5	165.6	86.2	50.0	39.2	35.2	33.9	32.7
70°	676.1	426.3	273.2	164.9	86.7	44.7	35.7	32.2	30.4	29.7	28.7
72.5°	416.7	251.8	148.5	79.2	43.2	34.2	31.9	30.7	28.4	27.4	26.4
75°	176.9	108.1	61.6	40.2	34.7	32.7	30.9	29.4	27.6	26.1	25.1
77.5°	59.6	41.2	36.4	35.2	34.7	32.7	30.4	28.4	26.6	24.9	23.9
80°	36.2	32.9	33.7	33.4	34.7	32.4	29.4	27.1	25.1	23.4	22.1
82.5°	31.4	31.2	31.9	32.7	34.4	31.2	27.6	24.4	21.9	20.1	18.8
85°	27.1	27.6	28.1	28.7	29.7	26.4	22.4	19.4	17.3	15.1	14.1
87.5°	18.1	19.6	20.6	20.9	20.1	12.6	7.3	8.5	8.8	7.5	6.8
90°	0.0	0.0	0.0	0.0	0.0	0.0	0.0	0.0	0.0	0.0	0.0



REPORT NUMBER: P141744

CATALOG NUMBER: EMM-F01-LED-E1-T2-7030

CANDELA DISTRIBUTION (continued):

	160°	165°	170°	175°	180°
0°	205.8	205.8	205.8	205.8	205.8
2.5°	198.0	197.8	198.6	197.8	197.8
5°	195.5	195.3	195.3	195.3	194.8
7.5°	199.6	199.3	199.1	199.1	198.8
10°	207.3	207.1	207.1	206.8	206.8
12.5°	216.6	215.6	215.4	214.9	215.1
15°	225.7	222.9	222.2	221.4	220.7
17.5°	232.7	229.5	227.7	226.2	226.2
20°	241.5	237.3	235.0	232.7	232.7
22.5°	251.6	245.8	242.8	240.3	239.3
25°	259.9	252.6	248.3	245.3	244.5
27.5°	266.2	256.9	251.3	247.8	246.8
30°	271.2	260.6	254.1	250.3	248.8
32.5°	274.5	262.9	255.9	252.1	250.6
35°	272.7	260.4	251.8	247.3	246.3
37.5°	263.9	250.8	240.8	236.0	234.2
40°	247.8	233.7	223.2	217.4	216.4
42.5°	226.7	212.6	202.6	196.5	193.8
45°	204.1	189.5	180.0	174.4	171.2
47.5°	179.7	165.4	155.6	150.0	147.8
50°	154.1	140.2	131.9	125.9	123.7
52.5°	127.4	115.1	106.8	101.8	99.3
55°	102.0	92.0	84.9	81.7	79.9
57.5°	79.7	73.1	69.1	67.1	65.8
60°	61.8	58.6	57.1	55.5	55.8
62.5°	48.3	47.5	47.0	46.2	46.5
65°	39.0	38.5	38.7	38.5	38.7
67.5°	31.9	32.2	32.7	32.7	32.9
70°	28.1	28.4	28.9	28.9	28.9
72.5°	26.1	26.6	27.1	26.9	26.9
75°	24.6	25.9	26.9	25.9	24.9
77.5°	23.1	26.1	28.9	26.6	23.9
80°	21.1	27.6	30.9	26.9	22.9
82.5°	20.1	26.6	27.1	23.4	20.1
85°	18.6	30.2	31.4	21.4	15.3
87.5°	9.6	18.1	20.9	14.3	7.8
90°	0.0	0.0	0.0	0.0	0.0

(END OF REPORT)